

















# QUISTON GRANGE

## KEY

 BEELEY	 GLADSTONE	 CHAMBERLAIN	 RUTHERFORD	 WORDSWORTH
 WREN	 WREN B	 WREN C	 NORWOOD	 KINGLEY
 CROMPTON	 DEWSBURY	 BECKINSALE	 BEACHLEY APARTMENTS 5-10	

Houses on some plots may be 'handed' i.e. internal room layouts and external elevations are a mirror image of those shown on the house type leaflet. This plan has been prepared for illustrative purposes only. Whilst the details and landscaping indicated are intended to be representative of the layout on completion, there may need to be some variance during site construction and this drawing does not constitute nor form part of any contract or warranty. April 2013